

## FEATURES :

- Universal Input 90~264VAC
- High Efficiency at 88% Typical
- Protection: Short Circuit /Overload/Over Voltage
- Internal Input Filter
- 3 Years Warranty
- ROHS Compliant

Specifications typical at TA=25°C, nominal input voltage and rated output current unless otherwise specified

Part Number	Output Wattage	Output Voltage	Output Current	Ripple & Noise	Efficiency
	(W)	V	(mA)	(mV) max(note)	%(TYP)
GB60A-S03	26.4	3.3	8000	100	70
GB60A-S05	40.0	5	8000	100	80
GB60A-S09	60.0	9	6670	100	81
GB60A-S12	60.0	12	5000	150	85
GB60A-S15	60.0	15	4000	150	85
GB60A-S16	60.0	16	3750	150	85
GB60A-S24	60.0	24	2500	240	87
GB60A-S27	60.0	27	2200	240	87
GB60A-S36	60.0	36	1670	240	87
GB60A-S48	60.0	48	1250	240	88
GB60A-S12-E	60.0	12	5000	150	85
GB60A-S12-G	60.0	12	5000	150	85

## Input Specifications

Parameters	Conditions	Min	Typ	Max	Units
Rated input voltage	Vo, lo nom		100-240		Vac
Voltage Range	Vo, lo nom	90		264	Vac
Frequency		47	50/60	63	Hz
Inrush Current	At 100Vac			20	A
	At 240Vac			40	A
Input Fuse	VDE/UL/CCC FUSE 3.15A/250V				

공식대리점 (주)퓨전텍

TEL : +82-31-392-8906

FAX : +82-31-392-8907

E-MAIL : sales@fusiont.co.kr

www.fusiont.co.kr

AC-DC Converter


GB60A SERIES

60Watt

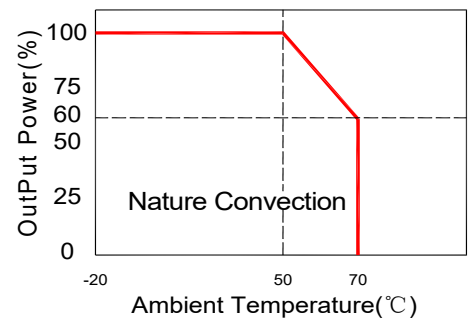
3KVac Isolated

Single Output

Open Frame



## Temperature Derating Graph



## Output Specifications

Parameters	Conditions	Min	Typ	Max	Units
Output Voltage Accuracy	Vi nom, 3.3V,5V Models			±3	%
	lo nom, 12....48V Models			±2	%
Minimum Load	Vi nom	0			%
Line Regulation	lo nom, Vi min...Vi max		±1		%
Load Regulation	Vi nom, lo min...lo nom		±2		%
Protection	Overload	115% -150% rated output power			
		Protection type: Recovers automatically after fault condition is removed			
	Over Voltage	120%-150% rated output Voltage			
		Protection type: Shut off o/p voltage, re-power on to recover			
	Short circuit	Recovers automatically after fault condition is removed			

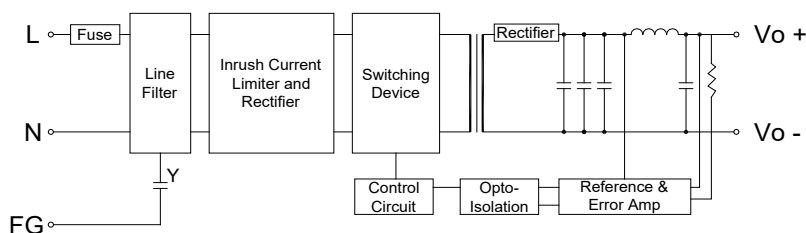
### Note :

Ripple & noise is measured by using 20 MHz bandwidth, measured with a 47uf paralleled with a high-frequency 0.47uf capacitor across each output by full load.

## General Specifications

Parameters	Conditions	Min	Typ	Max	Units
Switching Frequency	Vi nom, lo nom		65		KHz
Isolation Voltage	Input / Output		3KVac/ 5mA/5Secs		
Isolation Resistance	Input / Output,@500Vdc	100			MΩ
Operating Temperature	Operating at Vi nom, lo nom	-20		+70	°C
Derating	Vi nom, lo nom +51 to 71°C			2	%/°C
Storage Temperature	Non Operational	-40		+85	°C
Relative Humidity	Vi nom, lo nom			95	% RH
Safety Standards	EN62368-1 approved				
EMI Conduction & Radiation	Design refer to EN55032				
EMS Immunity	Design refer to EN55024				
Dimensions	L101.60 x W50.80 x H31.0				mm
Cooling	Free air convection				

## Circuit Schematic

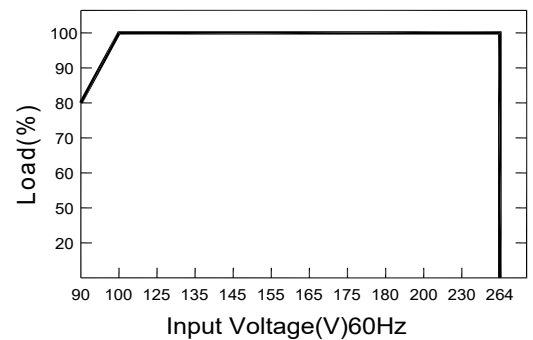


## Part Number

GB60A - S 05  
A B C

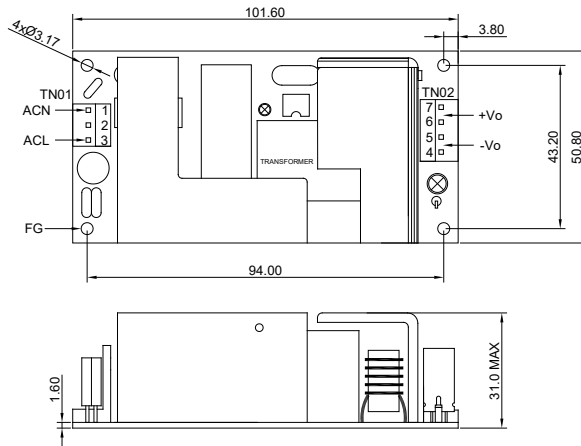
A : Series  
B : Single Output  
C : Output Voltage

## Output Derating VS Input Voltage



## Markings and Dimensions

### GB60A-SXX



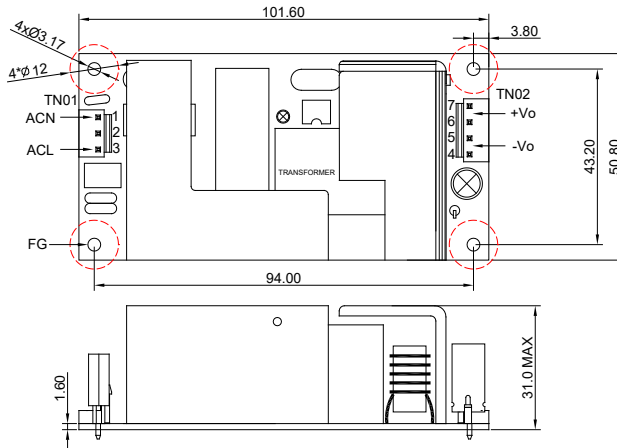
UNIT: mm  
Unless otherwise specified, all tolerances are  $\pm 0.50$ mm

#### Notes:

1. Input connector mates with Molex housing 09-50-3031 and Molex 2478 series crimp terminal.
2. Output connector mates with Molex housing 09-50-3041 and Molex 2478 series crimp terminal.

TN01	Model
PIN	Single Output
1	ACN
2	No PIN
3	ACL
TN02	
4	-Vo
5	-Vo
6	+Vo
7	+Vo

### GB60A-S12-E



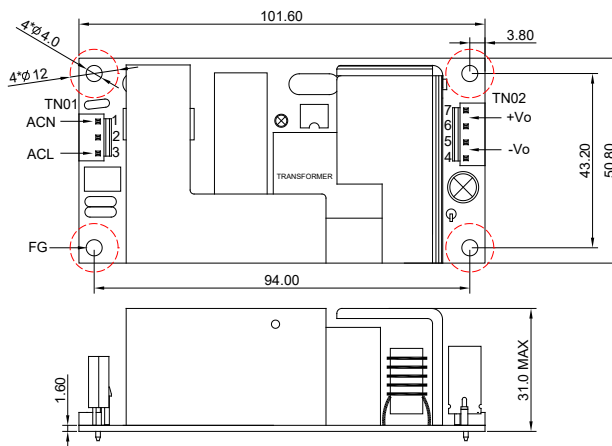
UNIT: mm  
Unless otherwise specified, all tolerances are  $\pm 0.50$ mm

#### Notes:

1. Input connector mates with JST housing B3P-VH
2. Output connector mates with JST housing B4P-VH

TN01	Model
PIN	Single Output
1	ACN
2	No PIN
3	ACL
TN02	
4	-Vo
5	-Vo
6	+Vo
7	+Vo

### GB60A-S12-G



UNIT: mm  
Unless otherwise specified, all tolerances are  $\pm 0.50$ mm

#### Notes:

1. Input connector mates with JST housing B3P-VH
2. Output connector mates with JST housing B4P-VH

TN01	Model
PIN	Single Output
1	ACN
2	No PIN
3	ACL
TN02	
4	-Vo
5	-Vo
6	+Vo
7	+Vo